

INSIDE:SKILLS

WORKSHOP:CORRUPTED SPACE WITH THOMAS RUSTEMEYER

TASK :

IN THIS WORKSHOP OUR AIM WAS TO FIND CORRUPTED SPACES WHICH ARE CLOSE TO OUR SCHOOL. TO INVESTIGATE AND OBSERVE WHAT IS HAPPENING IN THOSE PLACES, TRY TO UNDERSTAND WHAT IS WRONG/RIGHT OR WHAT IS THE CORRUPTION OF THAT SPACE. AFTER THAT DESIGN AND MAKE INTERVENTIONS TO THOSE SPACES.

WHAT I DID & LEARNED:

I CHOSE RIGHT SIDE OF THE PASSAGE WHICH LEADS FROM CENTRAL STATION TO THE CITY CENTER. THIS LOCATION WAS MOSTLY INHABITED BY PEOPLE WHO WORKS IN THE SURROUNDING GOVERNMENTAL ORGANIZATIONS LIKE IND. PEOPLE WERE USING THIS PLACE WHILE THEY ARE SMOKING, TALKING TO PHONE OR WAITING FOR SOMEONE. THERE WERE 50 CONCRETE BLOCKS WHICH IS RARELY USED BY PEOPLE FOR SITTING, STANDING ON THEM OR LEANING AGAINST THEM. I DECIDED TO USE THIS BLOCKS TO CREATE A GAME AND TRY TO TURN THIS BORING PLACE INTO SOMETHING FUN. I WROTE 5 DIFFERENT ACTS AND DESIGNED FIVE CARDBOARD BOXES IN THE SAME SIZE WITH CONCRETE BLOCKS. THOMAS AND HANS JOINED US AND WE PLAYED THIS GAME WITH OTHER CLASSMATES. AFTER I TOLD THEM THE ACT LIKE 'CHAT' THEY TRIED TO ANIMATE THIS ACT WITH BOTH CARDBOARD BOXES AND CONCRETE BLOCKS.



INSIDE:SKILLS

WORKSHOP:CORRUPTED SPACE WITH THOMAS RUSTEMEYER

TASK :

IN THIS WORKSHOP OUR AIM WAS TO FIND CORRUPTED SPACES WHICH ARE CLOSE TO OUR SCHOOL. TO INVESTIGATE AND OBSERVE WHAT IS HAPPENING IN THOSE PLACES, TRY TO UNDERSTAND WHAT IS WRONG/RIGHT OR WHAT IS THE CORRUPTION OF THAT SPACE. AFTER THAT DESIGN AND MAKE INTERVENTIONS TO THOSE SPACES.

COMMENTS:

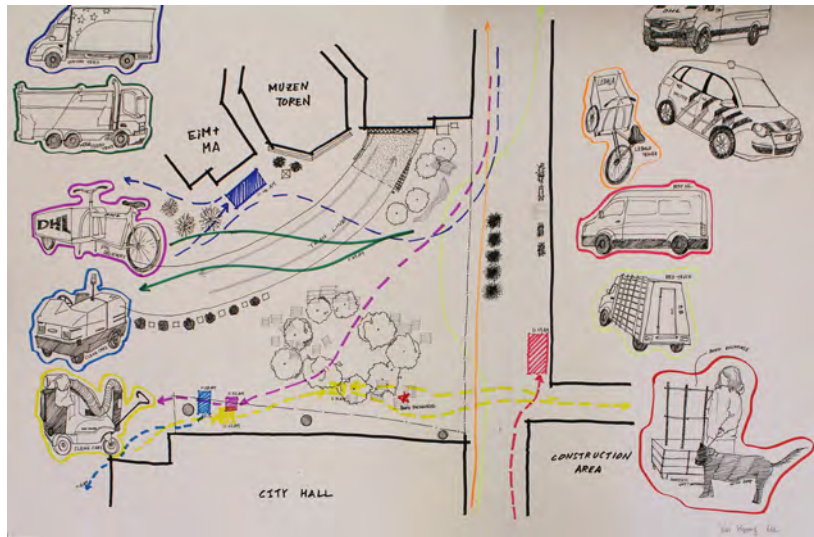
THE MOST ENJOYABLE PART OF THE WORKSHOP WAS WANDERING AROUND OUR SCHOOL AND SEE ALL THE OTHER INTERVENTIONS OF OUR CLASSMATES. AND ALSO IT WAS A GREAT EXERCISE TO LOOK AGAIN TO THE THE ROUTES, PLACES AND THE THINGS WE ALMOST SEE EVERYDAY WITH A DIFFERENT VIEW. I ALSO HAD A LOT OF FUN WHILE WE ARE PLAYING THE GAME THAT I CREATED IN THAT SPACE.



Corrupted Space

with Thomas Rustemeyer

13 Nov - 16 Nov 2017



Documenting the choreography of the vehicles

The workshop "Corrupted Space" with Thomas Rustemeyer started from the observing of the public space in the city by using drawing. With the different definition of corrupted space, every student figured out their own location and started observing what happened in the place. After 2days of observation and drawing, students could speculate their own interests and expressed their perspective of corrupted space with different materials such as performance, speech, and games.

What I did in the workshop

During 3days, I chose the public space next to the city hall that regarded as corrupted and tried to figure out the special choreography in this area. The most interesting thing that I've found here was the vehicles. This place is actually for pedestrians, but I could see that a various kinds of the vehicles passed across here. So I started to document the vehicles that I've seen and analysed the movement of them.

What I've learned from this workshop

It was wonderful to document the vehicles in one drawing. And this workshop was opened to every way to express my thoughts. The freedom encouraged me to be more brave. This brought the result to lend the cleaning machine from the public officer in the area. To make a connection with the public officer allowed me to feel more connection and a sense of belonging. So for these, I could understand this space with my own choreography.

Comments

I want to say that it was an amazing workshop. Thomas was very energetic and encouraged us to make a result in any way. Also thinking by drawing helped me to observe the phenomenon more precisely.



2. NOTING CORRUPTED SPACES with Thomas Rustemeyer

(13, 14, 15 & 16 Nov 2017)

For this workshop we had to observe and analyze a public space in The Hague.

First we had to describe our way to school through drawings, and then we had to think about a nearby place which we think was corrupted or not working as it was meant to.


After observing the chosen place and analyzing the actions happening there, we had to focus in what was the most interesting part of it. Next step was thinking how we could alter the regular functioning of the space using that interesting observation, preparing a performance.

In my case, I chose a well-known place in the city centre, between shops and designed to be the entrance to a shopping and cinema complex, but mostly used as a meeting point for teenagers, or a place to stop to have lunch or smoke. This is a wide stair which is not used for the circulation purpose anymore as people use the escalator. So you can always find here people sitting, smoking, having a snack, waiting for someone...but no people going up and down the stairs.

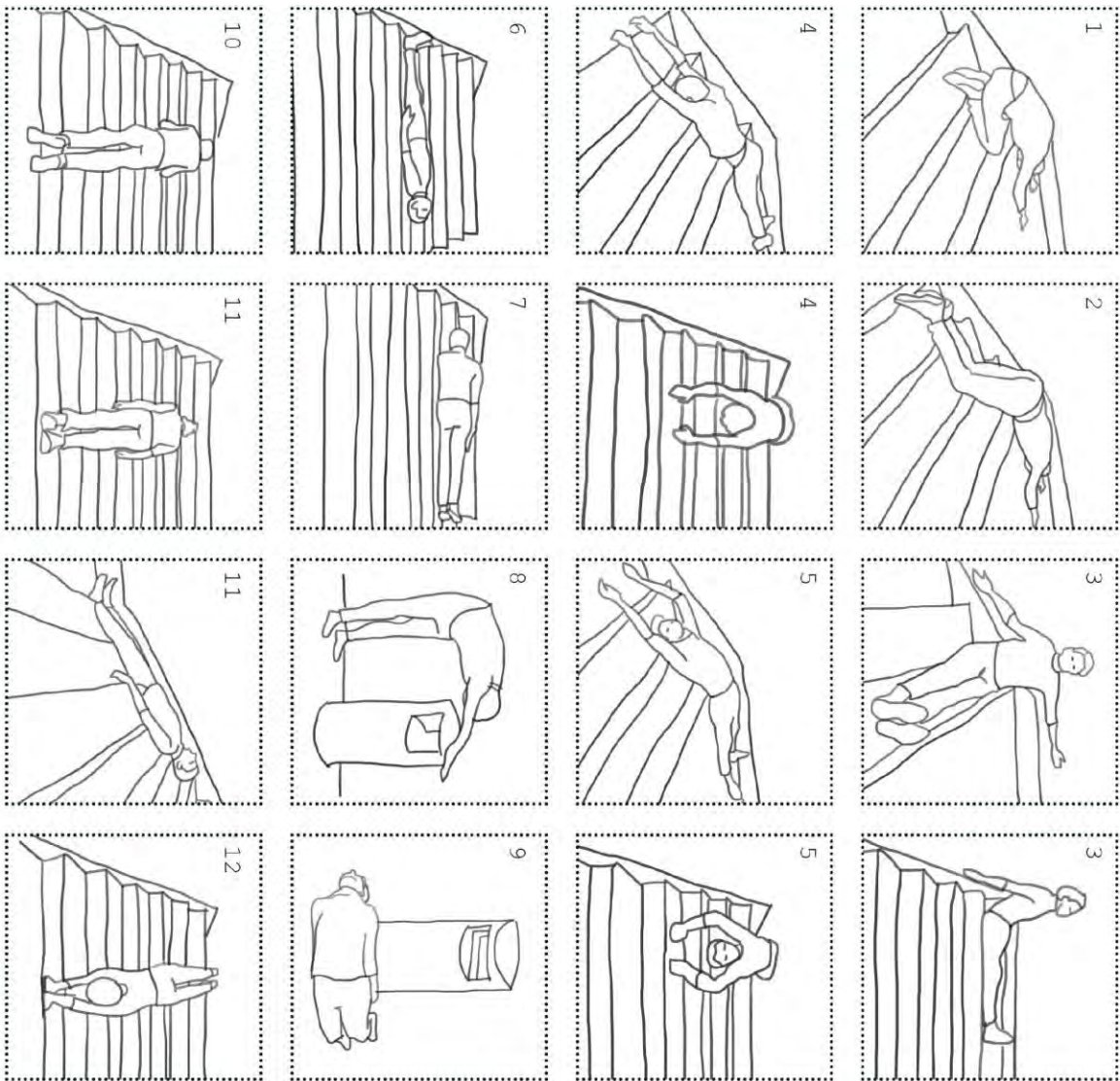
So I thought about three little performances to re-activate the use of the space:

1. Re-activate double circulation using both stairs and escalators in a circular way.
2. Humanize the public space, using possible body postures in the stair area. Artistic reference: Valie Export.
3. Human carpet: "be more human", trying to cover the Addidas commercial with human bodies, but leaving the last sentence of the advert at the bottom of the stair which reads *be more human*.

I made a leaflet with guidelines too, so everyone could follow the steps for the performance.

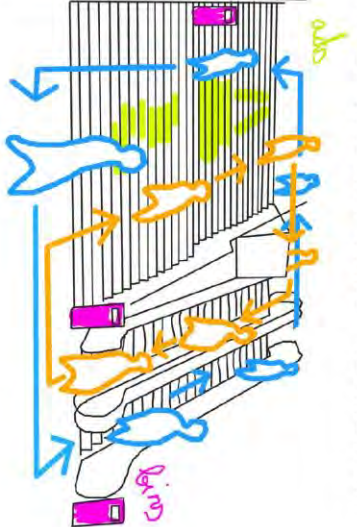


Leaflet:

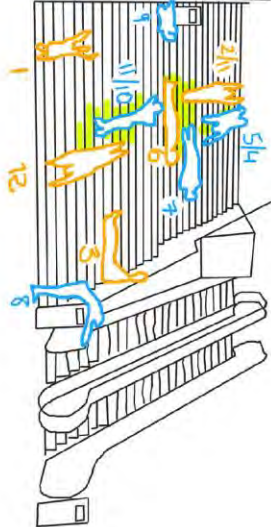


performing strategies
by laura frías Muñoz del Cerro

1. re-activate double circulation



2. humanize the public space



3. human carpet: "be more human"



notions physically. I also enjoyed the use of the woods and creating in public space and the reflection at the time on each creation.

Goda and Cam

The theatrical element of this workshop set it apart. It also felt genuinely exploratory, testing an big idea or challenge to an idea on a micro scale. It made me question the idea of a workshop and how these student lead ones differ from others. Can a workshop both be designed to be a testing ground for the runners and a learning experience for the participants. If these two things align then yes but I think often they are unsure of their aims.

Thomas Rustemeyer

I found this a bit stressful as a project but I'm not sure why. I think the venturing out into the city was great and out of all the workshops it was the most exciting in terms of results. I really enjoyed everyones performances. I appreciate projects that interact with reality rather than hypothetical situations and results. I think the observation part of the project felt a bit weak as it was neither a 'learn how I do it' (through drawing) nor a 'go and observe how you would'. This meant for me that a lot of energy was put into questioning this part of the project rather than exploring the possible outcomes. Ultimately though I was pleased with what I produced.

Vincent de Rijk

This workshop was brilliant. I think the fact it was a very specific skill and one that I had not done before so I could really just get involved in the making process. Turning up to a workshop in the morning to start making was refreshing. I was sceptical of the matching of the material, something that by it nature is quite a permanent, one hit process and the stage the


Corrupted spaces in The Hague

Thomas Rustemeyer

Description

The workshop is about making an observation for the "corrupted" space in the Hague. In terms of "corrupted" space, it means that designed spaces do not always function the way the planners have in view, there are possibilities that spaces can lose their original purpose in design and become corrupted, caused by unpredicted changes in the use or users of the specific space.

In the process, we use drawings as a research method to document what we see or understand in the circumstances and what arouses our curiosity.



What we did

I chose one of the shopping streets in the center of the Hague, where is nearby the Dutch parliament and the Binnenhof to make observations. Walking along this street, it is obvious to see special polices guarding around here. Moreover, the CCTVs can be found everywhere in this area. Apparently, the atmosphere of the street is no longer a normal shopping street, but a heavily-guarded shopping street. I was wondering the interaction between the pedestrians and the special polices. On the first day of observation, I was fascinated by the two duos in this street. One is the special police; the other is the guy who deliver the newspaper. One is looking for someone suspicious; the other is seeking for someone who is interested with their newspaper.

Lastly, I came out with a scenario about the terror attack in this shopping street. The storyline was based on the space, the deployment of the police and the arrangement of CCTVs.

What I have learned

Concerning the drawing, it requires more precise observation and details in order to create the visualization, it need to be much more precise. In the other words, we can have a better understanding about the space and the circumstances through drawing. In addition, Thomas introduced us his diverse and in-depth observations for a space through his distinctive way of drawing. He also showed an example of using architectural analysis or method to investigate a crime, which explores an alternative aspect from the field of architecture.



Comments

I enjoyed this workshop and the presentations or performances of my fellow colleagues' works in the public. However, Thomas could give us more remarks or comments on our works if possible.



Corrupted Spaces

with Thomas Rustemeyer

THIS IS NOT A PLANT

thisisnotaplant.wordpress.com

TASK


Find corrupted space in The Hague.

WHAT I DID

Stickers with a line “this is not a plant” were placed on security obstacles thru the city. On the sticker you had a link to the blog page: <https://thisisnotaplant.wordpress.com/> where you can get more info about the fear of architecture.

COMMENTS

We made some good presentations of corrupted space and how we can change it. Although a bit more planning of the workshop should take place.





Corrupted space workshop *With Thomas Rustemeyer*

How the workshop work

This workshop began with drawing and ends with performing which is quiet interesting. Instead of designing, we corrupted a space by our behavior this time

My work

I was actully just seating behind the windows drinking coffee in the city center until a cleaning guy got my attention by puting a long clamp into the decorative holes on the bench. It was really funny to see that a astetics based design turns out to be an extra work for city cleaners.

So I decided to make this phenomenon more noticeble. The idea is simple, using colors to make trash, and make it long as if it's a magic trick when the color comes out continuous.

What I learned

When I was desinging the tools or materials I wanted to use I thinked a lot and hesitated a lot as like I'm doing the spacial design. But in the end the movement and the intension you put in the behavior is actually really improtant, and document is also really improtant cause it's not like a design which can last forever on paper, it's just happened once, physically.