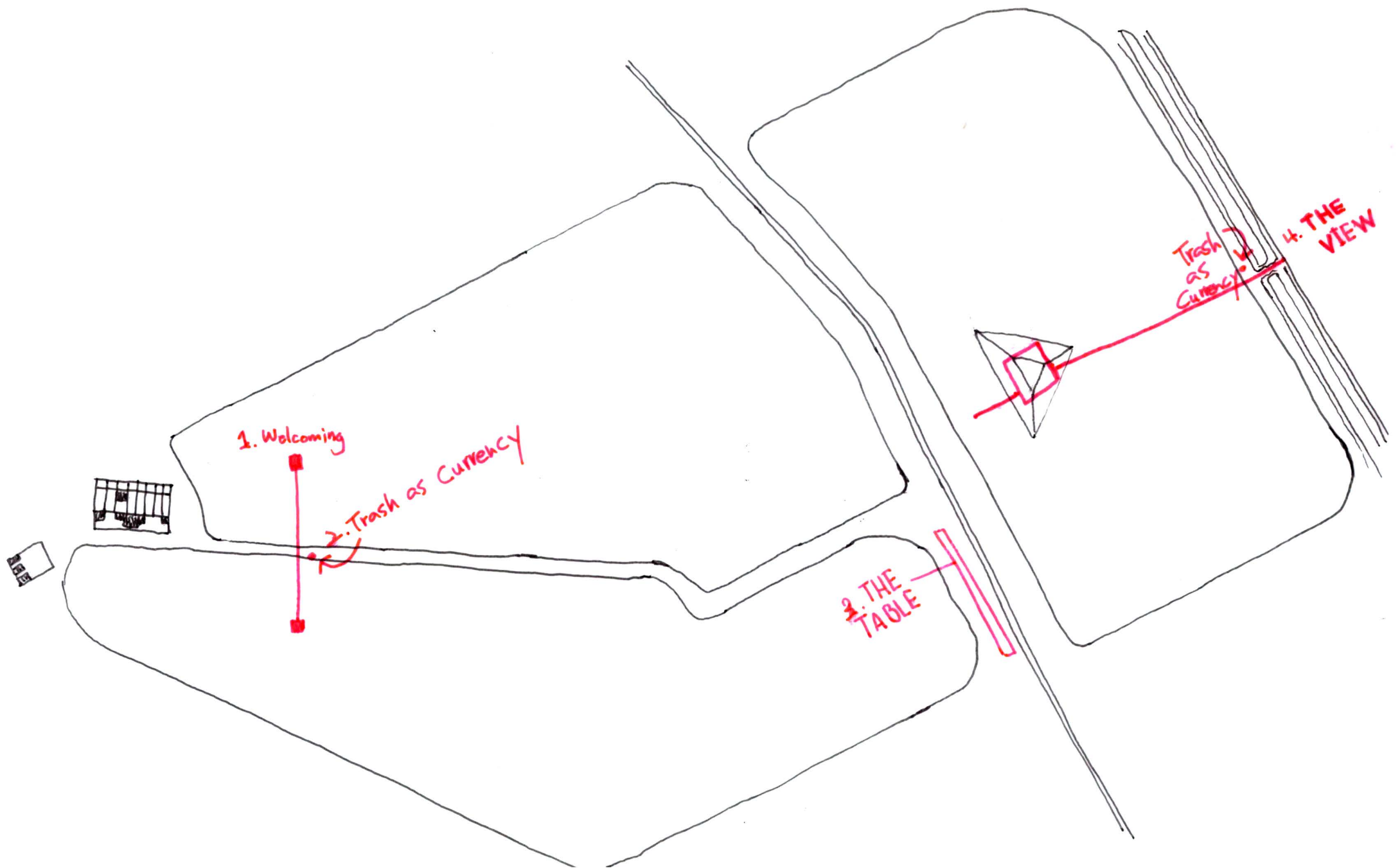


WELCOMING



1. Welcoming

2. Trash as Currency

3. THE TABLE

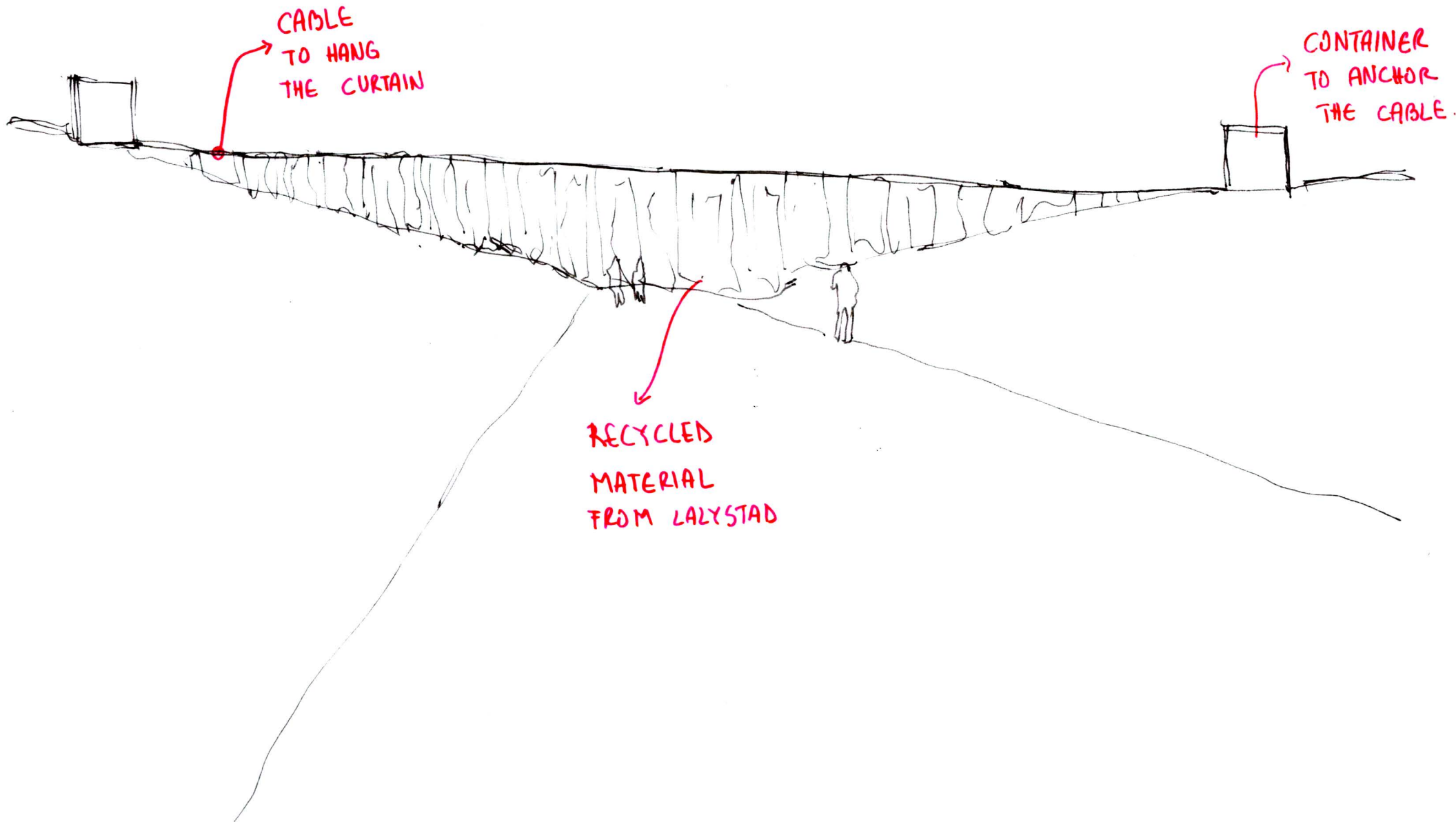
Trash as Currency

4. THE VIEW

THE CURTAIN

For the site to be opened, a "hello" gesture is needed. A dramatic, huge curtain could be placed at the entrance connecting the two hills shaping the valley at the entryway, which anticipates the spectacle happening on the other side, entering the "fairytrash". It is an exaggerated sign is supposed to provoke curiosity. The curtain will use the materials already found on the collecting site in Lelystad. What could be tested are plastic bottles, styrofoam or plastic bags. If we could portray a quick sketch, a wonderful play of hundreds of plastic bottles floating by the wind and blinking in a wide range of colours, are hanged on a cable anchored on the top of the hills, supported by two containers on opposite sides. This entrance, serves to the event, but its life could be prolonged beyond that day, advocating the new chapter of the site. Let the show begin!!!





CABLE
TO HANG
THE CURTAIN

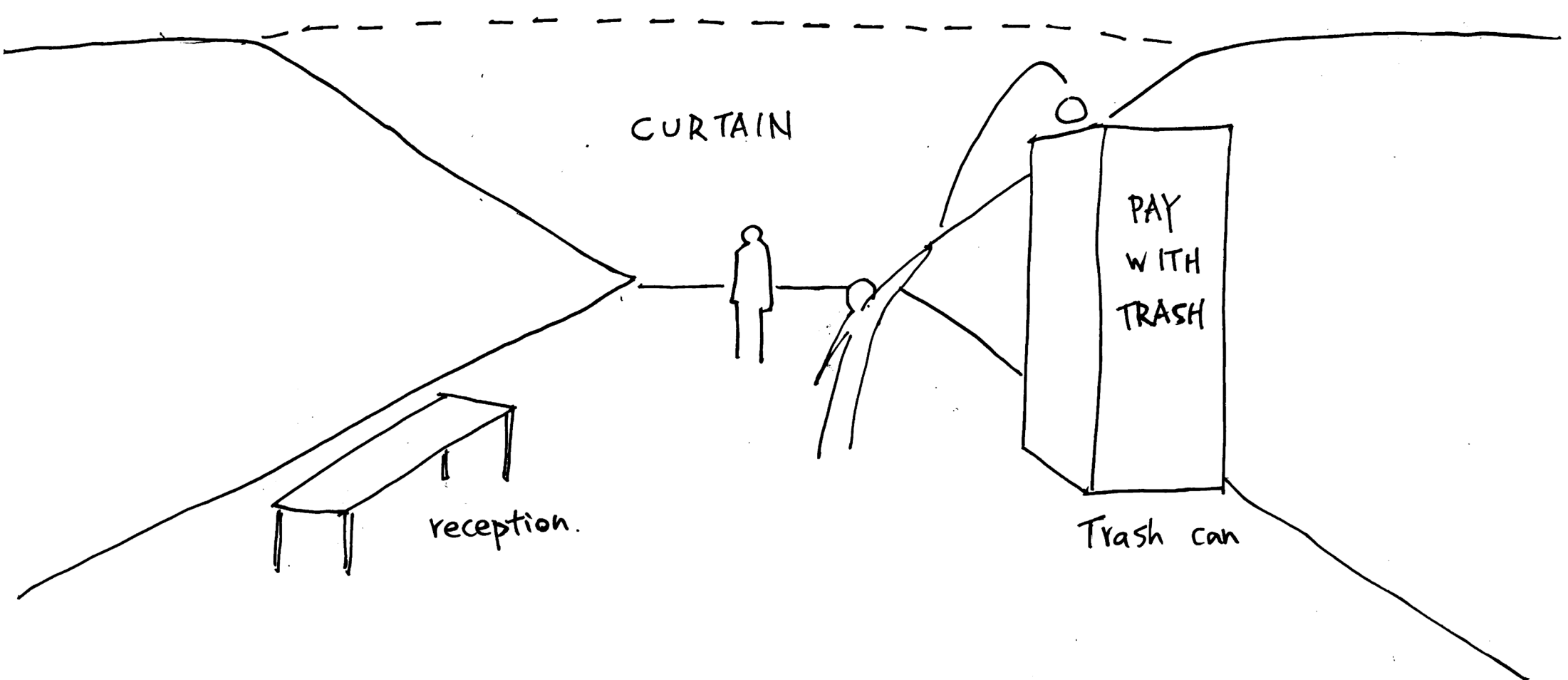
CONTAINER
TO ANCHOR
THE CABLE.

RECYCLED
MATERIAL
FROM LALYSTAD

THE CURRENCY

For the event we ask people to pay for entering. They have two options to pay for it: they can pay a symbolic amount of one euro or throw some trash into a giant trash can. In here trash exists as a currency. Through this way we wish to hint people the relation between trash and this event in a funny way.

There will be two entrances and the trash bin will be a kind of a ticket point. So there will be one at the front entrance and the other one at the back entrance. And these will be the only two trash bins in this event. So if people need to throw away their trash, they have to throw it away there. And at the end of the event people will see how much trash they produced in these two days.

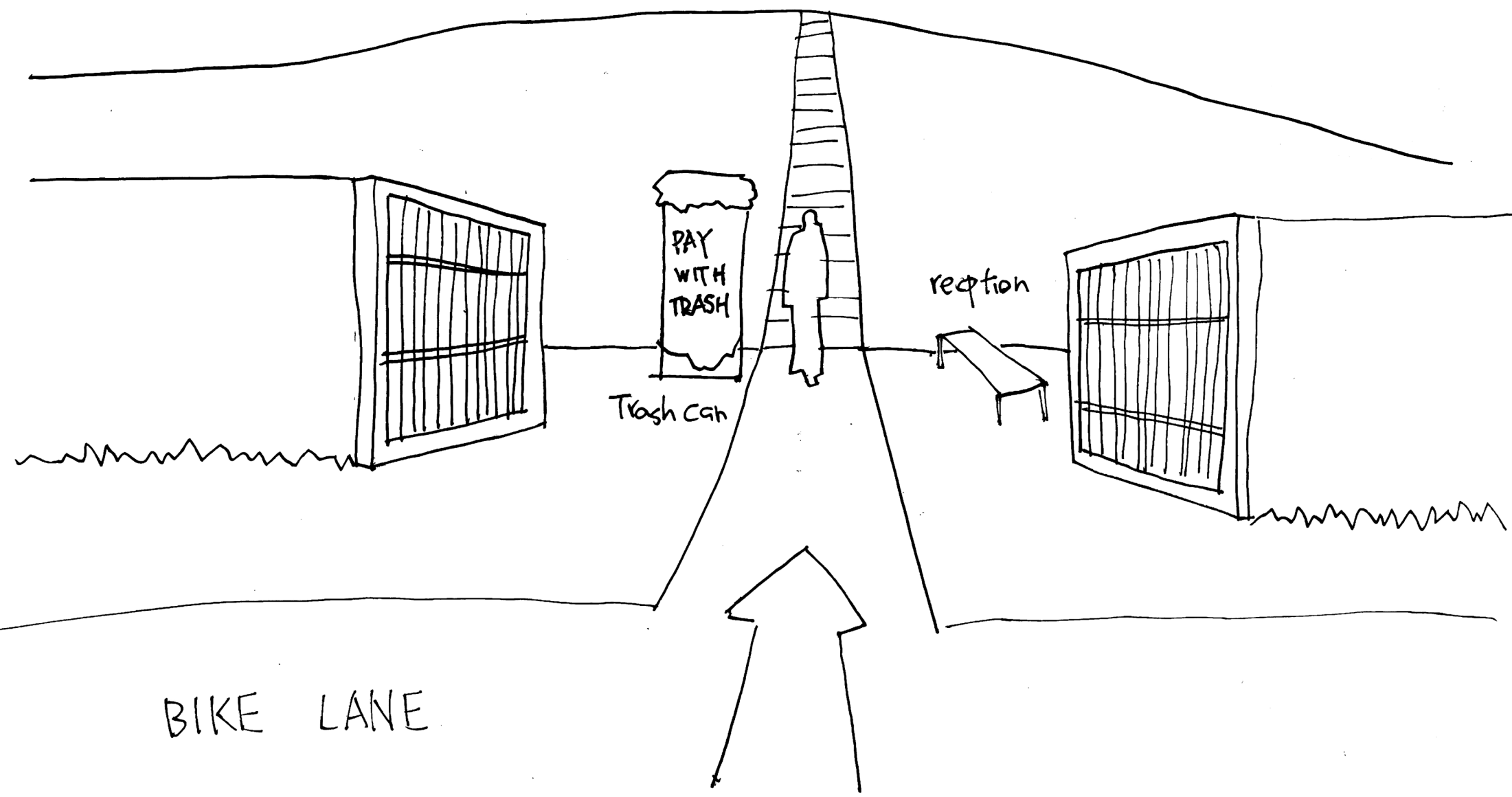


CURTAIN

reception.

PAY
WITH
TRASH

Trash can



BIKE LANE

PAY WITH TRASH

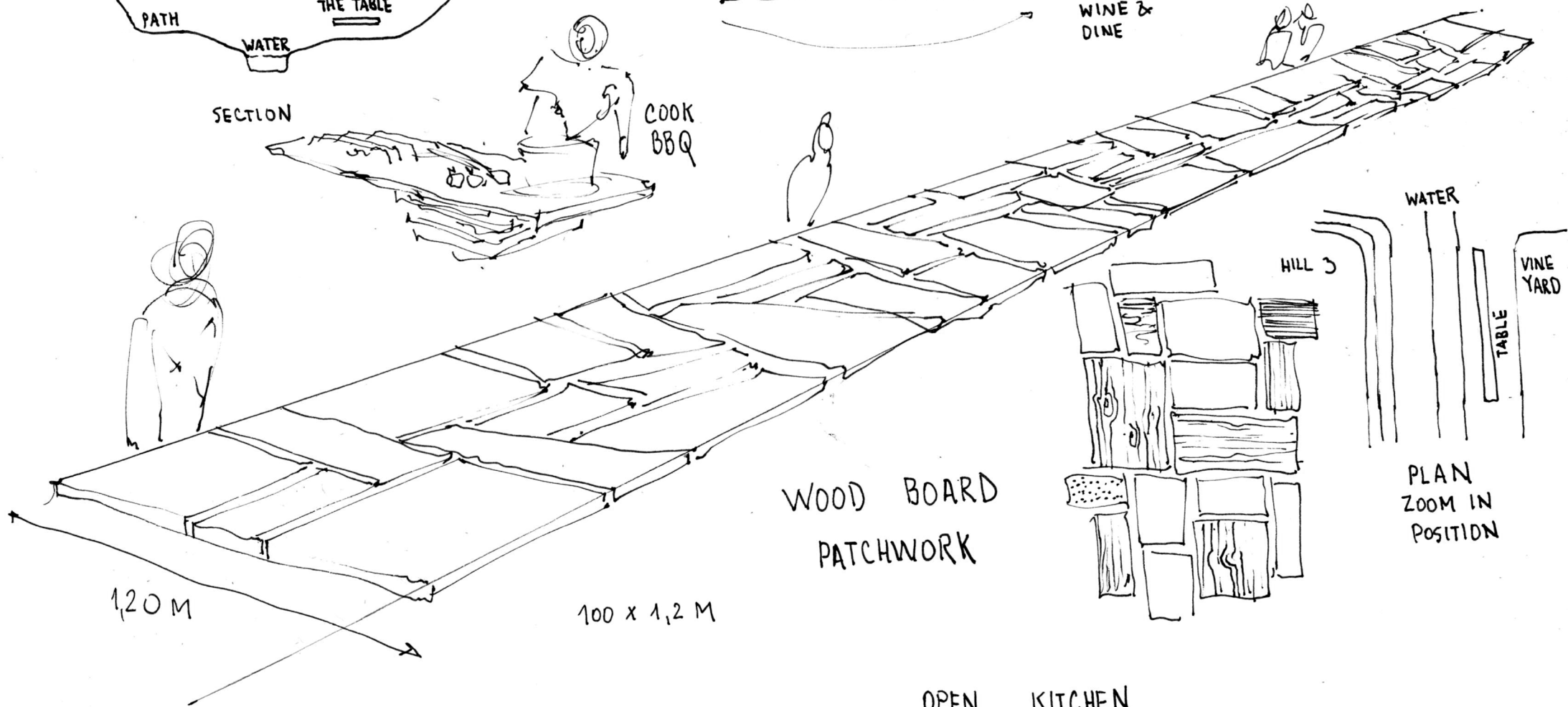

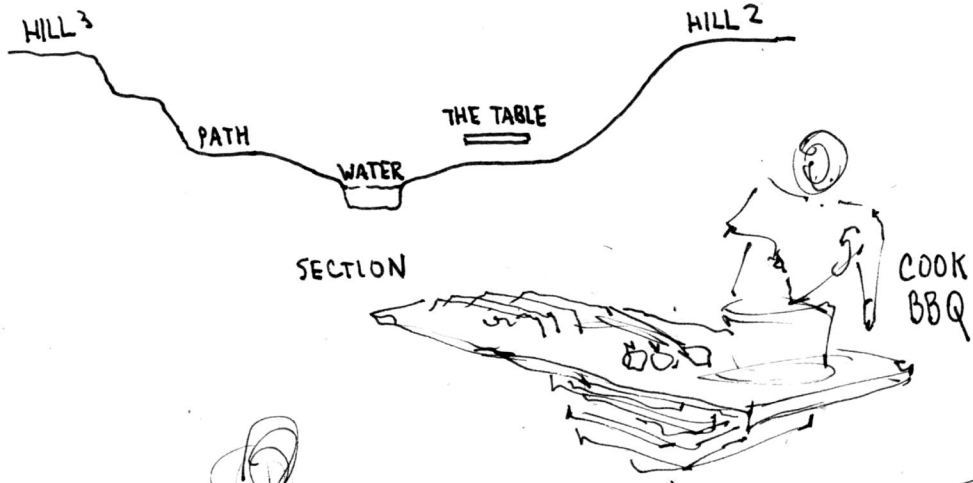
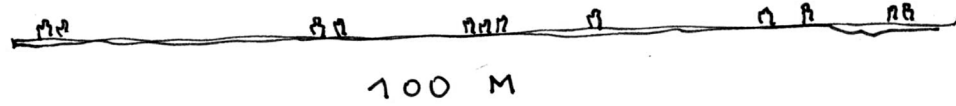
Trash can

reception

THE TABLE

When making a celebration, it is impossible to picture it without a table as a gathering point. Dining is a ritual which connects people, whether inside a family, an office or a greater community. The Table is an exaggeration, a distortion of the idea of stimulating togetherness through sharing a meal. To expose the site's potential to be domesticated, we used dining as a way to provoke the right of people to claim ownership over this landscape. Performing the first supper on site shifts the existing presumptions from introversion and contamination to a healthy and inhabitable space. An image of an enormous table, an assemblage of the same pieces which constitute the site itself rises, and brings a new notion of the people appropriating and accepting the site and its legacy. The Table is a patchwork of wooden boards which, once devalued and rejected, have now become a setting for a ceremony of rebirth!

THE TABLE



120 M

100 x 1,2 M

OPEN KITCHEN

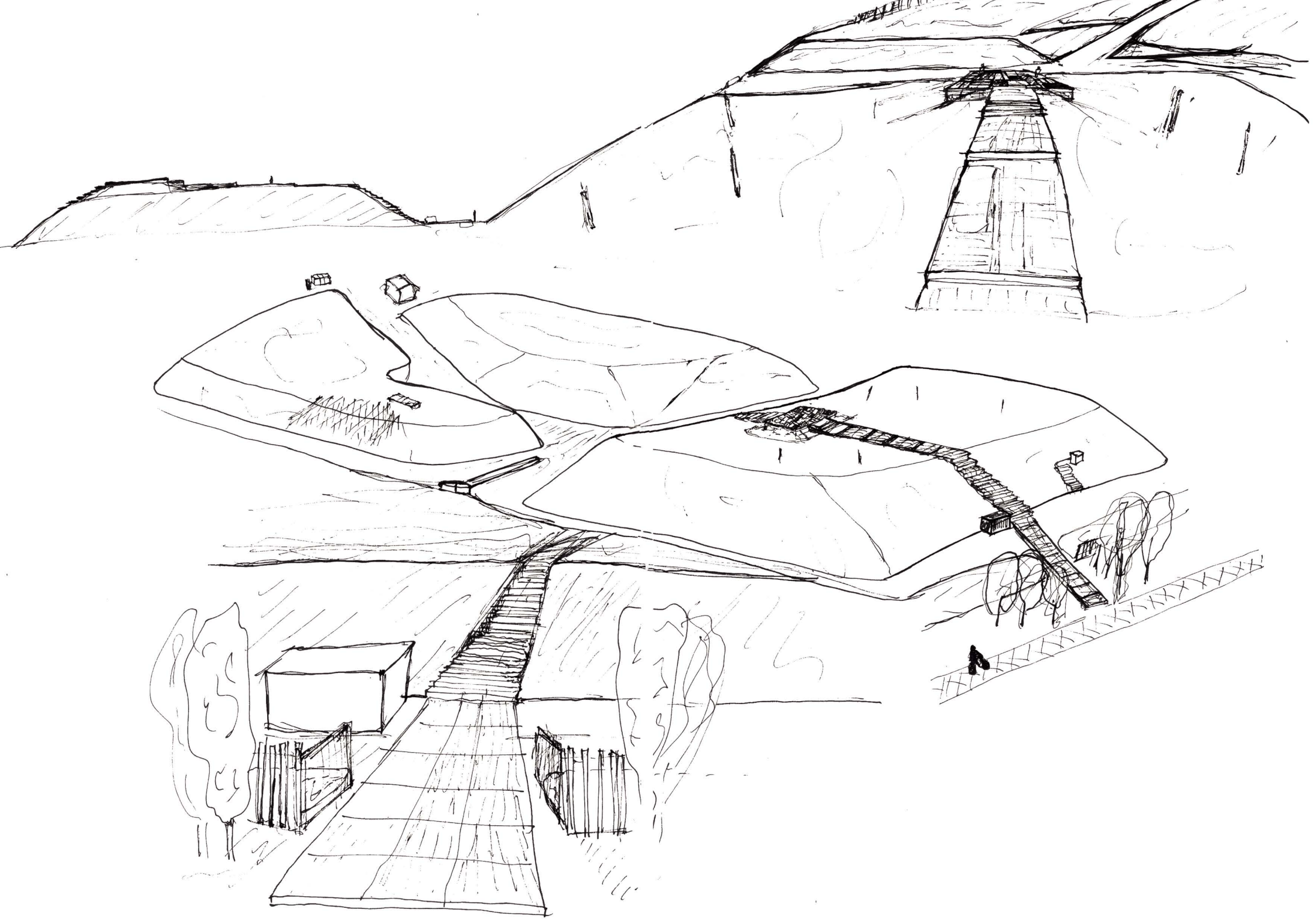


THE VIEW


According to the context of the site we found out that not only the main entrance could be a strategic point to get people involved in the event, but also the back side, where usually there is a high amount of people who walk and cycle around. We choose it as an entrance, where we could develop an invitation strategy to involve the public who are not informed or with no intention to participate.

The back entrance goes directly to one of the hills, (rectangular hill), and our question was: How to stimulate people's curiosity? And make them have an overview about what is going on in the site, which would made them want to stay and experience the event. To embrace people and their curiosity we develop a design strategy which involves a path along the hill and takes the participants to a balcony, which is the highest point of the site, where they can have an overview on the whole image of the intervention. The participants would be invited to walk through this path until to reach the stage / view point, to have this moment of being able to observe the scenario and choose to continue the path down the hill and be part of the celebration.

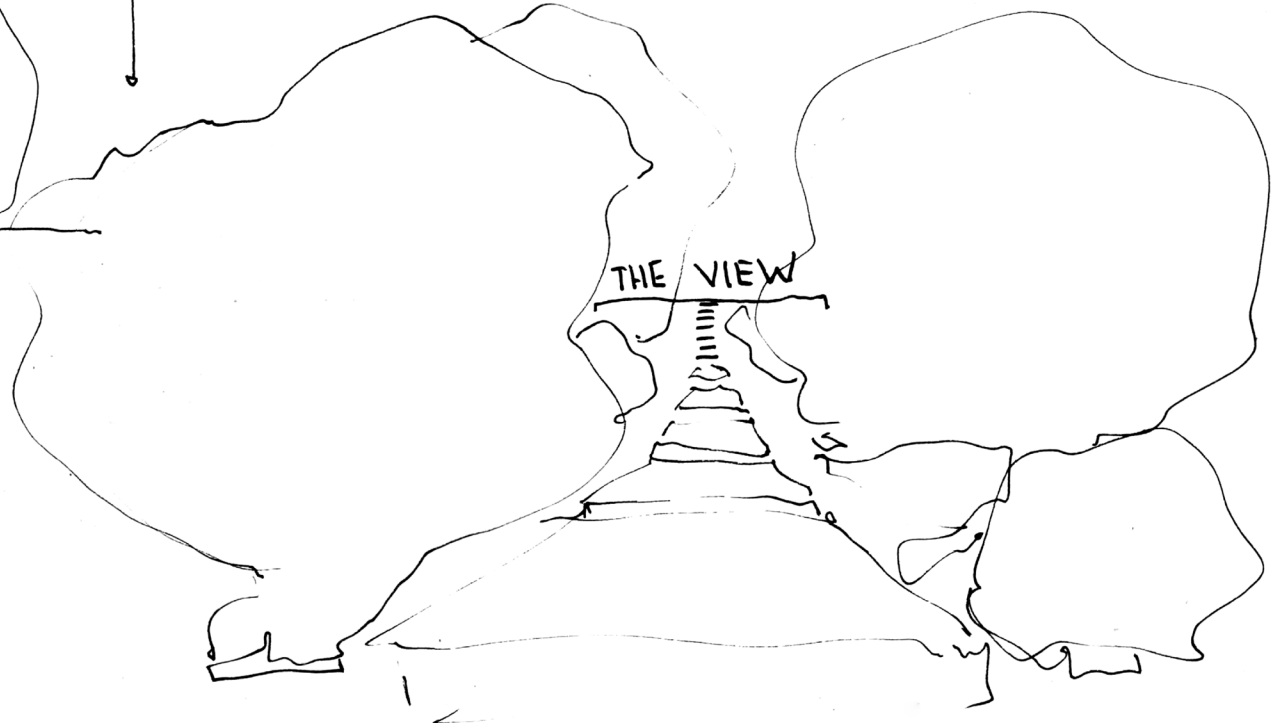
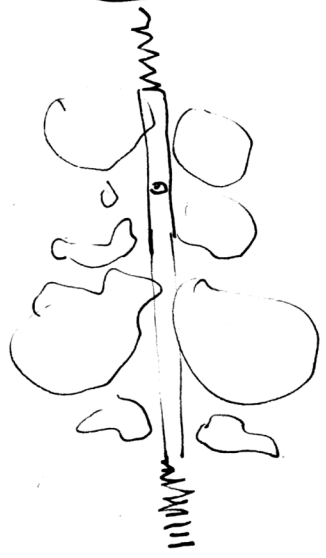
The path / staircase would be created by wooden pallets and covered with wooden boards, for the balcony our strategy is to develop a pattern by using different waste materials, possible left over from the other three interventions, which would create a surface with different shapes, colours and textures, where trash would be turned into treasure.



BREATHING BUBBLES



THE VIEW



MATERIAL WISHLIST

THE CURTAIN

TOTAL SURFACE: 1300 m²

STYROFOAM: 4500 pieces (average dimensions considered: 30 x 50 cm)

in case of unavailability:

PLASTIC BOTTLES: 11 000 pieces

CABLE TO HANG THE CURTAIN: 200 m

ROPE TO CONNECT THE PIECES: 1300 m

THE TABLE

TOTAL SURFACE: 120 m²

WOOD BOARDS: 120 m²

TRANSPARENT LACQUER FOR FINISH

THE CURRENCY

METAL PROFILE: square profile 2 x 2 or 3 x 3 cm, 70 m (total length needed)

THICK PLASTIC: 30m²

THE VIEW

500 PALLETES

WOOD BOARDS: 500 m²

MATTRESSES: 4

FLAT GLASS: 10 boards

ELECTRONIC WASTE: units with detachable large sheets of material

WHITE PAINT