


SKILLS

ELENA CONRAD



MODEL MAKING

VINCENT DE RIJK

WHAT TO DO

The model workshop with Vincent de Rijk was meant to help us develop and building 1:50 models of our current Studio project with Eline Strijkers.

WHAT WE DID

Scheduled for two days we could explore and take advantage of Vincent's machinery and expertise. Showing us previous models and details for his renowned client OMA we were intrigued by his passion. He let us use every material, every tool and every machine he had and took a lot of time for each of us to help and consult us. Because many of us were working with the CNC mill it took quite a while to finish our projects. In the beginning we needed a lot of guidance by Vincent but later we found our way around in the workshop and worked independently. Because we could not finish our models in time Vincent gave us an extra day to work on the mill again and finish our projects. What a guy!

WHAT I LEARNED

What I learned again was that model making really is a lot of work, takes a lot of effort and dedication and anything goes wrong. But in the end and especially thanks to Vincent's patience and help we all built quite fancy models which we could not only use as our final models but also were so detailed that they functioned as the basis of our digital collages.

WHAT I CONCLUDE

This workshop was probably the best workshop we had in our first year and I think it should be done in the following years again!



CONTROLLED SPACE

INSIDE WITH PALESTINE STUDENTS

WHAT TO DO

Seven students from Ramallah joined us in a one week workshop about controlled space in collaboration with STROOM.

WHAT WE DID

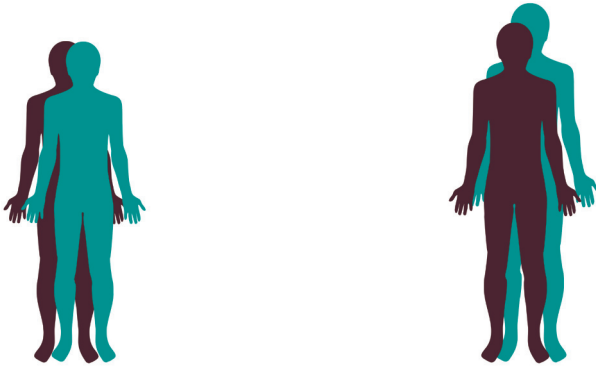
In the first two days we got to know Den Haag better by visiting the International Criminal Court and a guided bike tour through the whole city on the Prinsjesdag (where we literally got to know what controlled space in The Hague means). In mixed groups we discussed controlled space in our views and started to work on ideas for an intervention in the city. Our group followed the plan of playing with borders as we discussed our own experiences with street art on fences and parcours over the Palestinian wall. To make our point, we intervened directly on elements of control; we played volleyball over a gate, hang a clothesline to dry our laundry between two security cameras and used the traffic bollard as a coffeetable and meditation spot.

WHAT I LEARNED

For me this workshop was not only interesting because we collaborated with another school but especially because their background and our own background was so different. We learned more about the circumstances in Palestine, borders, public space, the different interpretation of controlled space and transformed that into an intervention.

WHAT I CONCLUDE

The exchange with the Ramallah students was really good and I had hoped that we would later visit them in Palestine. The whole workshop was intensive but we all could learn a lot from each other.



DATA VISUALISATION

CLOUD COLLECTIVE, GERJAN STRENG

WHAT TO DO

With the same name as the previous workshop I hoped that this time the workshop would really be about visualising data.

WHAT WE DID

Which it was! Gerjan Strenge from Cloud Collective gave us an introduction to his office and showed us many many interesting examples of graphically illustrated research. He prepared a folder for us with all the images that we could use as a data base for inspiration. We then send him our projects which we were working on and he individually talked to us about them and how we could use data to make them stronger. For my studio I was working on vertical living and therefore looked into the development of height and the comparison between the increase in different countries. After the workshop Gerjan also helped me with data about rooftops and ideas for my presentation via email.

WHAT I LEARNED

I learned that really boring and dull excel sheets can look very attractive and graphs can show information in an instant. It was really interesting to see that those data visuals really helped all of us in explaining our projects.

WHAT I CONCLUDE

This workshop was one of the best we had and I think it should be continued.



PANIC WORKSHOP

LUKAS VERWIJ

WHAT TO DO

The workshop should teach us how to present ourselves and our work to prepare us for final presentations.

WHAT WE DID

The presentation workshop with Lukas was repeated in the first and second semester just before our mid term presentations. The first workshop started with oral presentations where we had to just talk in front of our class and talk about our project. This was very helpful. After that we continued to choose random images to practice presenting orally with a beamer. For me this a little strange because we already started to do our own presentations and could just have practiced with that. Then we continued to present using a microphone which for me was absolutely not fitting since we are not going to that at all (maybe when we are Rem Koolhaas in the future). The panic workshop was basically a repetition of the first workshop (even using the same images as before). However, this time Lukas was aware that we were really confused from our last consultation and tried to help us which for me was really good (for others not so much).

WHAT I LEARNED

I learned how to behave in front of a crowd, how to sharpen my presentation orally. In the first workshop we learned presentation techniques and our weaknesses in general. The second one was more according to our project because we told Lukas that we were struggling and needed his advice in that which he took seriously and changed the workshop a bit towards that.

WHAT I CONCLUDE

I think this workshop is really important and I found it a pity that we did the same things in both of them. Presenting is a vital part of our work and therefore I think we should be well trained in that. If Lukas were better informed beforehand on what we did and had a little more insight in our process I think this workshop would help us even more.

FACILITIES



Office / Work space



Bar / Party



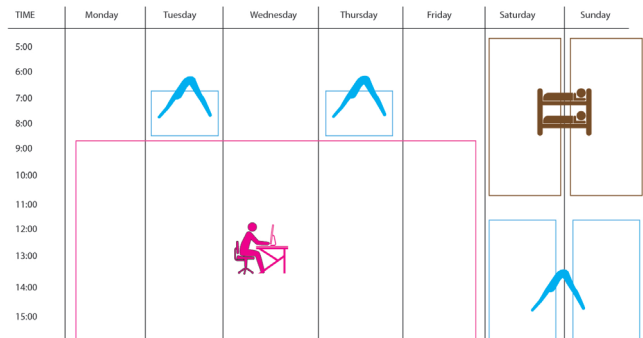
Yoga / Meditation



Cinema



SCHEDULE



DATA VISUALISATION

OMA/AMO, STEPHAN PETERMANN

WHAT TO DO

The workshop with AMO should teach us how to graphically express our research and design process and as the name of the workshop: visualise data.

WHAT WE DID

The workshop started with an introduction about OMA and AMO and showed some reference projects. We had a tour in the office and could peek into some current projects, models, plans and got detailed info about the office and their work ethic. After a really good lunch (OMA has a very rich salad and sandwich buffet with freshly squeezed orange juice that they have in their cantine all together) we started to work. We were divided into teams and should come up with a solution for a better office. Project management, space design, furniture design, socket design etc. We could come up with our idea for a dream office that would have intelligent solutions, multi-functional furniture, multi-purpose spaces and smart energy use. So basically instead of visualising data we were just designing a new office space. In this big group that took a long time and a lot of discussion.

WHAT I LEARNED

I learned a lot about OMA, about old and current projects, saw their office and had peaks into their work life.

I learned nothing about data visualisation at all.

WHAT I CONCLUDE

It is nice to work with big offices and learn how they deal with projects. I think however, that it is also a pity to work with offices that are that big because they seem to not have enough time for such workshops and especially this one seemed not prepared and the person in charge was so busy that he could not even be with us during the workshop.



GAMIFICATION

JEROEN VAN MASTRIGT

WHAT TO DO

The workshop should show us that playfulness and interaction can change the way of designing and sharpen our eyes to see design from other perspectives.

WHAT WE DID

We had to sketch a self portrait showing us playing our favourite game. This should show us what type of “player” we were. We started with a group task to build a structure of spaghetti that should hold a marshmellow on top. The structure that was built highest and stand at least for 30 seconds won. Jeroen presented some of his work and defined some rules about games. What is the role of the player? What is their motivation? There are 4 types: mastery, curiosity, purpose and autonomy. We had to keep one of them in mind and then find a public space to observe and come up with a playful intervention. In my group we tried to invite people to sign up for a date and created a throwing game for smokers to dispose of their butts.

WHAT I LEARNED

It was hard to get people to interact with the interventions. I think that the group size was not big enough so we only had small interventions that semi-worked. Jeroens presentation was really good and keeping this approach in mind can help observe and analyse. Seeing public space as a playground was interesting however, during our field work I felt that we did the same public observations as all the times before and in our case the interventions did not really work.

WHAT I CONCLUDE

The time of the workshop was a bit tricky because we have been doing a lot of public observations already and therefore felt that all workshops were a bit repetative. Also the group size was a little weak so the outcome in general could have been better.



MUSHROOM INTRODUCTION

STUPERUSE STUDIOS, SABRINA LINDEMANN

WHAT TO DO

The workshop should teach us about flows and contribute to the Binckhorst Festival where we as a class should sell the things that we produced considering these flows.

WHAT WE DID

Jan Jongert and Lizanne Dirkx of Superuse Studios introduced the idea of cyclifying, re-using and smart waste recycling. Sabrina Lindemann made us familiar with the Binckhorst neighbourhood and the potential of this diverse area for a future studio design. We learned about cyclifying in a hands-on experiment of producing our own mushroom kits of coffee waste from local companies. To further push the flows and develop a business model for our own product we were introduced to business canvases and marketing concepts in a workshop with Marije de Zomer. There, the idea for a community hub in the Binckhorst neighbourhood took shape. I was expecting that this whole workshop was later turning into the studio project where we could further develop the design and things we learned. That unfortunately was not the case.

WHAT I LEARNED

It was really interesting to learn about cyclifying and flow processes because I had never anything to do with that before. It is actually quite hard and takes a lot of dedication to produce your own food. Also the Binck festival was nice and making our own mushroom kits was good.

WHAT I CONCLUDE

The workshop was a nice introduction to the whole Master program. However, it was a little unclear what the outcome of the workshop was (studio project). It was cool to think about flows, business plans, recycling and from the origin of the product to packaging and selling.



PUBLIC SPACE

LEEKE REINDERS WITH BRUSSEL STUDENTS

WHAT TO DO

We should meet with other Master students from Brussels both in Brussels and Den Haag to exchange ideas, working methods and do a workshop about public space guided by Leeke Reinders.

WHAT WE DID

The workshop was postponed and in the end it was only the Brussel students that came to visit us at INSIDE.

We were divided in mixed groups (Brussel + Inside students) to first get to know each other and learn a bit about the Master program and then we Insiders were asked to pick a public space in Den Haag to bring the Brussel students to observe the space.

With my group I explored a little bit different spots and finally observed the open space between the theatre and the town hall.

Later we all gathered together and presented what we observed, how we interpreted it and got some feedback by Leeke, Hans and the tutor of the Brussel students.

WHAT I LEARNED

I learned that it is actually really important to exchange with other students also from other schools and see how they work. For me observing public spaces is really tiring.

WHAT I CONCLUDE

I think exchanging thoughts and doing workshops with other students is really important and I even think that such collaborations should be pushed further. This year it was only us receiving guests but it would be nice if it would vary and the INSIDERS would visit other schools in the future.